

OUIFB/OLFB/OHFB/ OHRB/OLRB

SPECIFICATIONS

Configurations

- Upflow / Highboy
- Basement / Lowboy
- Horizontal / Counterflow

Heat Exchanger

- Heavy-duty 14 gauge steel with a long lasting, high temperature ceramic fiber combustion chamber
- Easy access large diameter stainless steel cleanout ports

Burner

- High quality Beckett™ Flame Retention NX Burner for efficient combustion
- High efficiency PSC Burner motor to provide consistent operation through all operating conditions
- Solid state ignition provides a consistent 10,000 volts for smooth ignition

Cabinet

- Foil-faced high density fiberglass insulation reduces heat loss and sound
- Pre-painted steel for maximum durability

Air Delivery

- Variable speed blower motor
- Motor features “soft start” and “soft stop” for quiet operation
- Active and passive dehumidification feature
- Easily removable slide-out blower design
- Dynamically balanced blower wheel and resilient motor mounts for smooth and quiet operation

Installation/Serviceability

- Includes a standard barometric damper
- Low GPH nozzle installed, higher GPH nozzle provided (shipped loose)

Advanced Burner Control

- Programmable valve-on delay and motor-off delay
- Three indicator lights for system monitoring and diagnostics
- Two communication ports for adding alarm contracts, programming display, and/or future wireless communications
- Welded relay protection with redundant motor relays
- Limited reset and limited recycle
- Sleek, modern design
- Technician Pump Prime mode

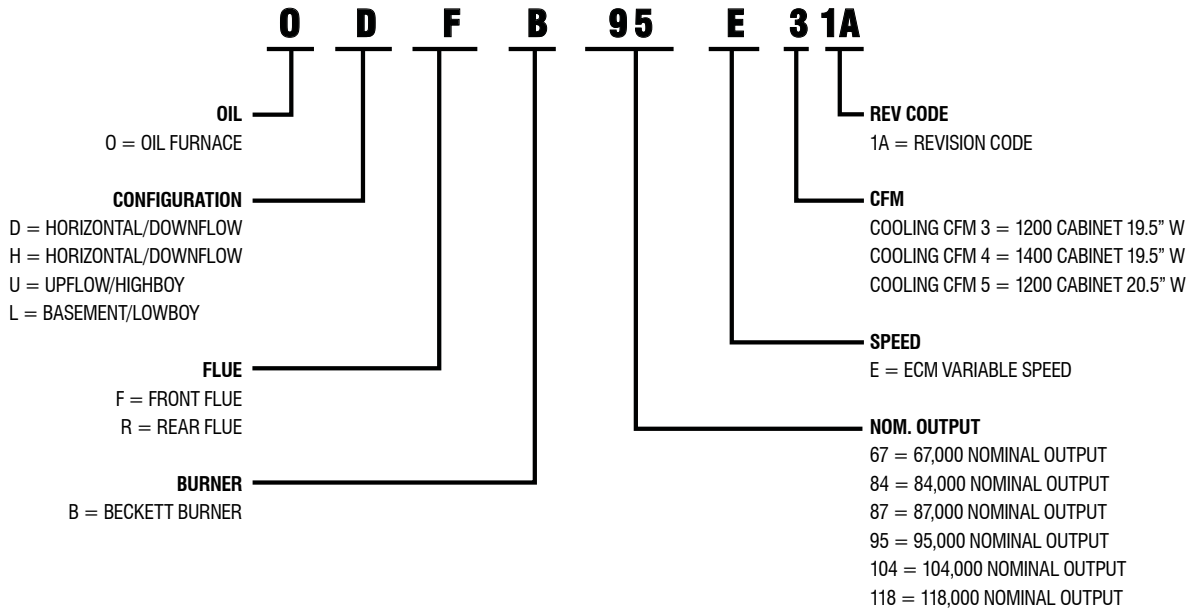
Comfort-Aire®

VARIABLE SPEED OIL FURNACES

83% / 85%



MODEL NUMBER GUIDE





PHYSICAL AND ELECTRICAL DATA

AFUE	Configuration	Model	Nozzle Size	Input (BTUH)	Output (BTUH)	Nom. Cooling Capacity	Flue Dia. (in.)	Filter Size (in.)	Volts/Hz/Phase	Max Time Delay Breaker or Fuse (amp)	Trans. (V.A.)	Shipping Weight (lb.)	
83%	Horizontal/Counterflow	OHFB95-E3-1A	.65GPH-80°B	105,000	85,000	1.5 - 3.0	6	Filters are not supplied with these models	120/60/1	15	40	225	
			.75GPH-80°B	119,000	97,000								
		OHRB95-E3-1A	.65GPH-80°B	105,000	85,000	1.5 - 3.0	6		120/60/1	15	40	225	
			.75GPH-80°B	119,000	97,000								
85%	Upflow/Highboy	OUFB87-E4-1A	.50GPH-60°A	79,000	67,000	2.5 - 4.0	6	16 x 25*	120/60/1	15	40	250	
			.65GPH-60°A	105,000	87,000								
		OUFB118-E5-1A	.75GPH-60°A	124,000	104,000	3.0 - 5.0	6		(2) * 16 x 25	120/60/1	15	40	270
			.85GPH-60°A	141,000	118,000								
	Basement/Lowboy	OLFB87-E4-1A OLRB87-E4-1A	.50GPH-60°A	79,000	67,000	2.5 - 4.0	6	18 x 19	120/60/1	15	40	225F	
			.65GPH-60°A	105,000	87,000							230R	
		OLFB118-E5-1A OLRB118-E5-1A	.75GPH-60°A	124,000	104,000	3.0 - 5.0	6		19 x 21	120/60/1	15	40	270
			.85GPH-60°A	141,000	118,000								

1 Requires return air be brought to both sides above 1600 CFM

Note: All models shipped with lower input nozzle installed

* Filters not included



BLOWER PERFORMANCE DATA

AFUE	Configuration	Model	Motor Size (hp)	Blower Size	Nozzle GPH	Temp. Rise °F	Blower Speed Tap	Heating CFM @ 0.50" ESP	Cooling Adjustment	Cooling CFM @ .50 ext static pressure in W.C.				
										Setting "A"	Setting "B"	Setting "C"	Setting "D"	
83%	HORIZONTAL / COUNTERFLOW	ODFB95-E3-1A	1/2	10 x 10		---	---	---	Nom	1200	1000	800	600	
							---	---	(+)	1350	1125	900	700	
							---	---	(-)	975	830	670	525	
					70	D Tap Setting*	1000	---	---	---	---			
					70	B Tap Setting*	1200	---	---	---	---			
		OHRB95-E3-1A	1/2	10 x 10		---	---	---	Nom	1200	1000	800	600	
	---						---	(+)	1350	1150	900	675		
	---						---	(-)	1000	850	675	500		
					60	D Tap Setting*	900	---	---	---	---			
					60	B Tap Setting*	1100	---	---	---	---			
	85%		UPFLOW / HIGHBOY	OUFB87-E4-1A	1/2	10 x 10		---	---	---	Nom	1400	1200	1000
		---							---	(+)	1500	1400	1200	1000
---		---							(-)	1200	1000	900	650	
					.50	D Tap Setting*	1200	---	---	---	---			
					.65	A Tap Setting*	1500	---	---	---	---			
OUIB118-E5-1A		3/4		12 x 11		---	---	---	Nom	2000	1800	1600	1200	
			---				---	(+)	2000	2000	1800	1600		
			---				---	(-)	1700	1550	1400	1200		
					.75	C Tap Setting*	1550	---	---	---	---			
					.85	A Tap Setting*	1850	---	---	---	---			
		BASEMENT / LOWBOY	OLFB87-E4-1A	1/2	10 x 9		---	---	---	Nom	1400	1200	1000	800
---								---	(+)	1500	1400	1200	950	
---	---							(-)	1200	1050	860	650		
					.50	D Tap Setting*	1200	---	---	---	---			
					.65	B Tap Setting*	1450	---	---	---	---			
OLFB118-E5-1A	1			12 x 10		---	---	---	Nom	2000	1800	1600	1200	
			---				---	(+)	2100	2000	1800	1350		
			---				---	(-)	1650	1500	1350	950		
					.75	C Tap Setting*	1550	---	---	---	---			
					.85	B Tap Setting*	1730	---	---	---	---			
	OLRB87-E4-1A		1/2	10 x 9		---	---	---	Nom	1400	1200	1000	800	
---							---	(+)	1500	1400	1200	950		
---							---	(-)	1200	1050	860	650		
					.50	D Tap Setting*	1200	---	---	---	---			
					.65	A Tap Setting*	1550	---	---	---	---			
OLRB118-E5-1A			1	12 x 10		---	---	---	Nom	2000	1800	1600	1200	
	---						---	(+)	2100	2000	1800	1350		
	---						---	(-)	1650	1500	1350	950		
				.75	D Tap Setting*	1450	---	---	---	---				
				.85	B Tap Setting*	1730	---	---	---	---				

Note: All units shipped with low fire nozzle
 * Required tap to maintain recommended rise.

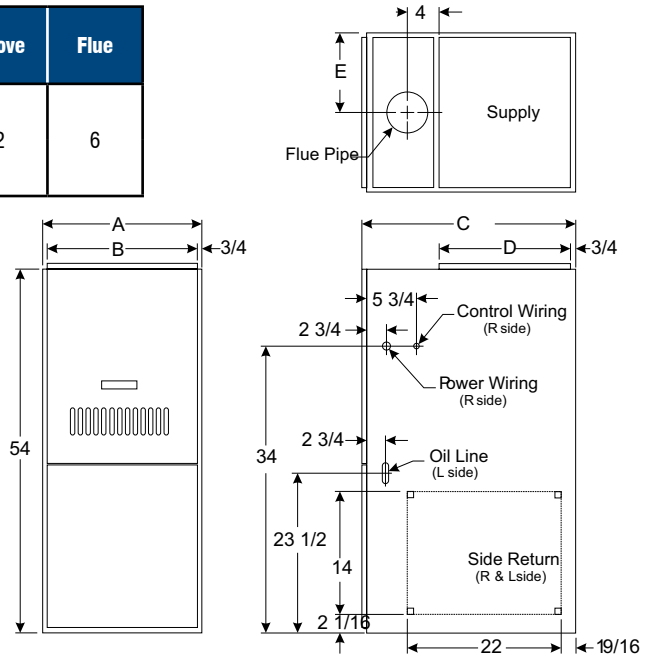


UPFLOW: DIMENSIONS (IN.)

Model	A	B	C	D	E
OUIFB87-E4-1A	19 1/2	18	30 5/8	19 5/8	9 3/4
OUIFB118-E5-1A	22 1/2	21	33 1/8	22 1/8	11 1/4

UPFLOW: CLEARANCES TO COMBUSTIBLES (IN.)

Model	Front	Sides	Rear	Floor	Above	Flue
OUIFB87-E4-1A	4	0	0	Combustible	2	6
OUIFB118-E5-1A						

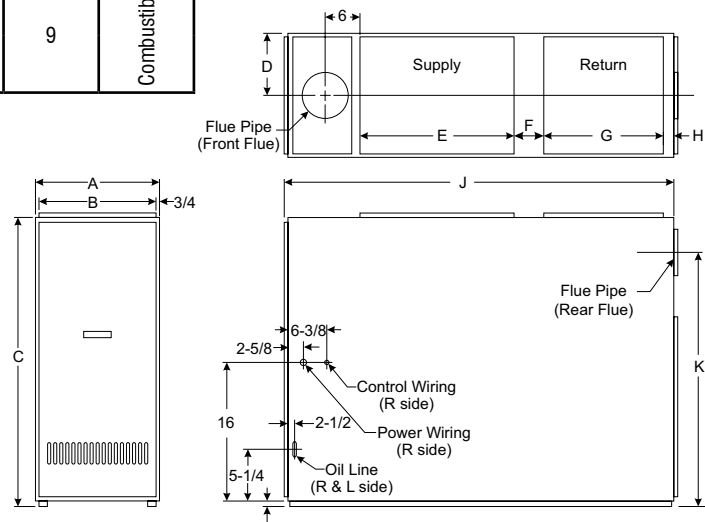


BASEMENT: DIMENSIONS (IN.)

Model	A	B	C	D	E	F	G	H	J	K
OLFB87-E4-1A OLRB87-E4-1A	19 1/2	18	37	9 3/4	21	3 1/4	16	1 1/2	52	N/A
OLFB118-E5-1A OLRB118-E5-1A	22 1/2	21	37	11 1/4	21	3 1/4	16	1 1/2	52	N/A

BASEMENT: CLEARANCES TO COMBUSTIBLES (IN.)

Model	Front	Sides	Rear	Above	Flue	Floor
OLFB87-E4-1A OLRB87-E4-1A	4	6	24	2	9	Combustible
OLFB118-E5-1A OLRB118-E5-1A						



HORIZONTAL/COUNTERFLOW: DIMENSIONS (IN.)

Model	A	B	C	D	E	F	G	H	J	K	L	M	N	P	Q	R	S
OHFB95-E3-1A	59	20 1/2	20 1/2	18 1/4	18/14	1 1/4	1 1/4	18	18	1 1/4	1 1/4	32 1/2	10 1/4	3	41 1/2	3	14 1/2
OHRB95-E3-1A	59	20 1/2	20 1/2	18 1/4	18/14	1 1/4	1 1/4	18	18	1 1/4	1 1/4	32 1/2	10 1/4	3	41 1/2	3	14 1/2

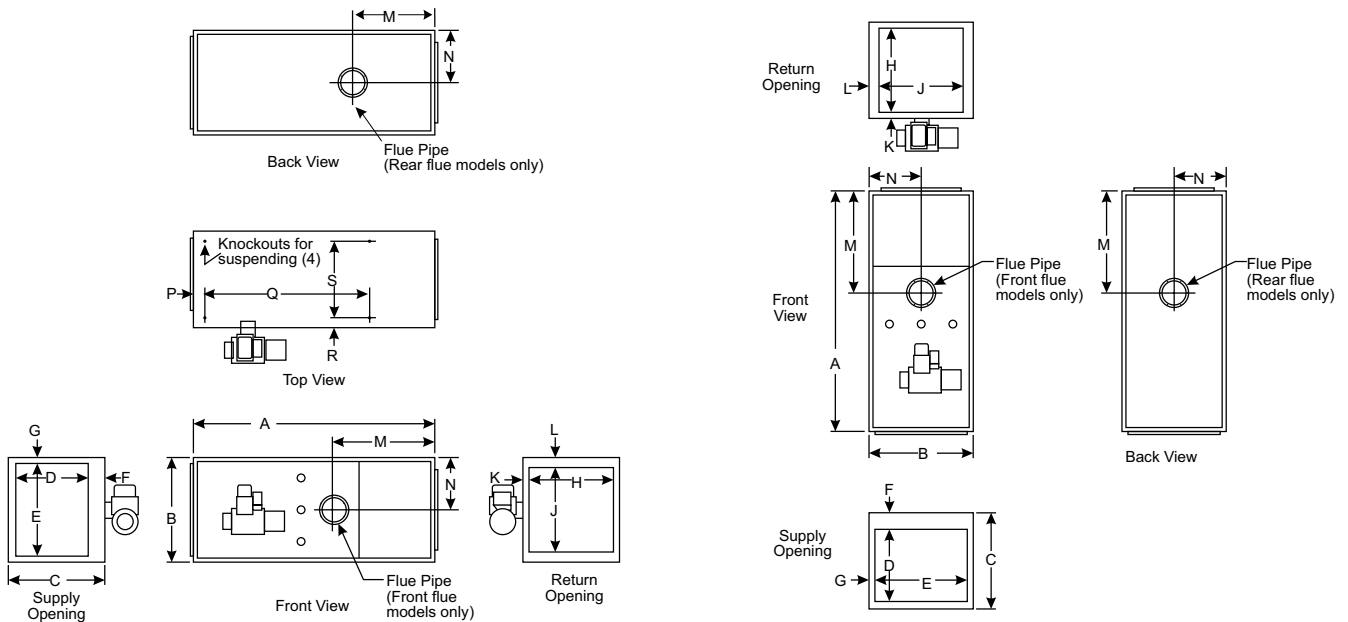
HORIZONTAL: CLEARANCES TO COMBUSTIBLES (IN.)

Model	Front	Sides	Rear	Floor	Above	Flue
OHFB95-E3-1A	24	1	1	Combustible	1	7
OHRB95-E3-1A		6	24		4	9

COUNTERFLOW: CLEARANCES TO COMBUSTIBLES (IN.)

Model	Front	Sides	Rear	Floor	Above	Flue
OHFB95-E3-1A	16	1	1	Combustible	0	1
OHRB95-E3-1A						

* The minimum clearance shown to the flue pipe may be reduced by using special protection permitted by local building codes and National Fire Protection Association Standards and CSA 139.



ACCESSORIES

DESCRIPTION	USED WITH	CATALOG NUMBER	KIT NUMBER
Clean Out Kit	All Models	1.841025	ABRSH380-3
Field Controls Side Wall Vent Kit *	All Models	See Note Below	See Note Below
Evaporator Coil Mounting Kit	L85B(F/R)67/87 to EU1P (18,24,30,36,43,48) BN "B Width"	1.841175	AGOILKDCC19
	L85BF/R67/87 to EU1P (30,43,48,49,50,60) "C Width"	1.841176	AGOILKDCC22
	L85BF/R104/118 to EU1P (60, 62) DN "D Width"	1.841177	AGOILKDCC24
Combustion Air Kit	All Models	1.841038	AB00T571
Clean Out Cap Kit	All Models	1.841037	ACAP570
Filter Rack	Only Upflow units (Basement models have racks pre-installed)	R37398C001	5 Pack
Filter Kit	Only Horizontal / Counterflow units	1.841050	AFILT535-1

* This can be ordered from Field Controls, part number SWG-5-CK61.



Due to ongoing product improvements, specifications and dimensions are subject to change and correction without notice or incurring obligations. Determining the application and suitability for use of any product is the responsibility of the installer. Additionally, the installer is responsible for verifying dimensional data on the actual product prior to beginning any installation preparations.

Third party incentive and rebate programs have precise requirements as to product performance and certification. All products meet applicable regulations in effect on date of manufacture; however, certifications are not necessarily granted for the life of a product. Therefore, it is the responsibility of the applicant to determine whether a specific model qualifies for these incentive/rebate programs.

"This product complies with all California product labeling laws including, but not limited to, the Safe Drinking Water and Toxic Enforcement Act of 1986, more commonly known as Proposition 65."